








# LETTERING STROKES

						
BDEFGHI JKLMNP RTUY14 5	ABDEFG HLPRIZ 2457	AKMN QRV WXYZ	AKMV WXYZ 47	CGOO U689 O&	BDJO PQR 3568 90&	S

## FORMING THE LETTERS

Knowing the proper order of strokes makes it easy to create each letter. All strokes are made downward or from left to right; there are no upward strokes.

A drafter's lettering speed and neatness is usually an indication of her or his drafting ability. It may be very important when he or she is applying for a drafting position.

Lettering Strokes

## SINGLE STROKE UPPERCASE GOTHIC LETTERS



**Instructions:** Using the guidelines below, practice the seven basic lettering strokes.

||| \_\_\_\_\_  
 --- \_\_\_\_\_  
 \\\ \_\_\_\_\_  
 /// \_\_\_\_\_  
 CCC \_\_\_\_\_  
 ))) \_\_\_\_\_  
 SSS \_\_\_\_\_

DRAWN BY:

SCALE:

DRWG: